









## DIFFERENTIAL PARTS

 <p>STY 1751</p> <p>CROWN WHEEL &amp; PINION SET MF 1035 (6 X 37 TEETH)</p>	 <p>STY 1752</p> <p>CROWN WHEEL &amp; PINION SET Mf241 (6 X 37 TEETH)</p>	 <p>STY 1753</p> <p>CROWN WHEEL &amp; PINION SET MF 245 (6 X 37 TEETH)</p>	 <p>STY 1754</p> <p>CROWN WHEEL &amp; PINION SET TAFE MAHASHAKTI (7 X 39 TEETH)</p>
<p>Photo Not Available</p>  <p>STY 1755</p> <p>CROWN WHEEL &amp; PINION SET TAFE GAJRAJ (11 X 38 TEETH)</p>	 <p>STY 1756</p> <p>TAIL PINION MF 1035 (6 TEETH)</p>	 <p>STY 1757</p> <p>TAIL PINION MF 1035 CLASSIC (6 TEETH)</p>	 <p>STY 1758</p> <p>TAIL PINION MF 245 (6 TEETH)</p>
 <p>STY 1759</p> <p>TAIL PINION MF 241 (6 TEETH)</p>	 <p>STY 1760</p> <p>TAIL PINION TAFE MAHASHAKTI (7 TEETH)</p>	<p>Photo Not Available</p>  <p>STY 1761</p> <p>TAIL PINION TAFE GAJRAJ (11 TEETH)</p>	 <p>STY 1762 MF 1035 STY 1763 MF 245</p> <p>PINION SLEEVE</p>
 <p>STY 1764</p> <p>PINION OIL SPLASHER MF 1035 (REGULAR)</p>	 <p>STY 1765</p> <p>PINION OIL SPLASHER MF 241 (THICK)</p>	 <p>STY 1766</p> <p>PINION OIL SPLASHER MF 245 (THIN)</p>	 <p>STY 1767 MF 1035 (M12x44)</p> <p>STY 1768 MF 245 (1/2 UNF)</p> <p>CROWN BOLT &amp; NUT MF</p>
 <p>STY 1769</p> <p>BEVEL KIT MF 1035 (39 TEETH SHORT COLLAR, SET OF 7 PCS)</p>	 <p>STY 1770 WHITE STY 1771 BLACK</p> <p>BEVEL KIT MF 1035 (39 TEETH LONG COLLAR, SET OF 7 PCS)</p>	 <p>STY 1772 WHITE STY 1773 BLACK</p> <p>BEVEL KIT MF 1035 (19 TEETH, SET OF 7 PCS)</p>	 <p>STY 1774</p> <p>BEVEL GEAR MF 1035 (39 TEETH, SMALL COLLAR)</p>
 <p>STY 1775</p> <p>BEVEL GEAR MF 1035 (39 TEETH, LONG COLLAR)</p>	 <p>STY 1776</p> <p>BEVEL GEAR MF 1035 (19 TEETH)</p>	 <p>STY 1777 N/M STY 1778 O/M</p> <p>BEVEL PINION MF 1035</p>	 <p>STY 1779</p> <p>BEVEL CROSS MF 1035</p>

## DIFFERENTIAL PARTS

 <p>           STY 1780 = STD            STY 1781 = 010            STY 1782 = 020            STY 1783 = 030            STY 1784 = 040            STY 1785 = 050         </p> <p>BEVEL WASHER SET MF 1035 (SET OF 6 PCS) COPPER</p>	 <p>           STY 1786 = STD            STY 1787 = 010            STY 1788 = 020            STY 1789 = 030            STY 1790 = 040            STY 1791 = 050            STY 1792 = 060            STY 1793 = 070         </p> <p>BEVEL WASHER SET MF DI (SET OF 6 PCS) COPPER</p>	 <p>           STY 1794 = STD            STY 1795 = 010            STY 1796 = 020            STY 1797 = 030         </p> <p>BEVEL WASHER SET MF 241 (SET OF 6 PCS) COPPER</p>	 <p>           STY 1798 MF 1035             STY 1799 MF DI             STY 1800 MF 241         </p> <p>BEVEL WASHER SET MF BRONZE</p>
 <p>STY 1801</p> <p>DIFFERENTIAL CAGE BOLT MF (<math>\frac{1}{2}</math> X 4.3/8)</p>	 <p>STY 1802</p> <p>DIFFERENTIAL CAGE ASSY MF REGULAR WITH BUSH</p>	 <p>STY 1803</p> <p>PINION STAR LOCK MF 1035</p>	 <p>STY 1804</p> <p>PINION STAR LOCK MF 241</p>
 <p>STY 1805</p> <p>PINION ROUND LOCK MF</p>	 <p>STY 1806</p> <p>PINION LOCK SET MF 1035 (SET OF 2 PCS)</p>	 <p>STY 1807</p> <p>PINION LOCK SET MF 241 (SET OF 2 PCS)</p>	 <p>           STY 1808 MF 1035             STY 1809 MF 241         </p> <p>PINION CHECK NUT MF</p>
 <p>STY 1810</p> <p>PINION CHECK NUT MF 245 (EXPORT)</p>	 <p>STY 1811</p> <p>PINION PILOT BEARING MF</p>	 <p>STY 1812</p> <p>PINION SLEEVE BOLT MF (9/16 X 1.3/8)</p>	 <p>STY 1813</p> <p>BEVEL WASHER SET MF 1035 (SIZE 060)</p>
 <p>STY 1814</p> <p>BEVEL WASHER SET TAFE 7250 (SIZE STD)</p>	 <p>STY 1815</p> <p>DIFFERENTIAL CAGE SHIM MF THICK</p>	 <p>           STY 1816 MF DI             STY 1817 MF 1035         </p> <p>BEVEL WASHER SET MF (BIG ONLY SET OF 2 PCS)</p>	 <p>           STY 1818 STD            STY 1819 010            STY 1820 020            STY 1821 030            STY 1822 040            STY 1823 050            STY 1824 060            STY 1825 070         </p> <p>BEVEL WASHER SET MF DI (SMALL ONLY, SET OF 4 PCS)</p>
 <p>           STY 1822 040            STY 1823 050            STY 1824 060            STY 1825 070         </p> <p>BEVEL WASHER SET MF DI (SMALL ONLY, SET OF 4 PCS)</p>	 <p>           STY 1826 STD            STY 1827 010            STY 1828 020            STY 1829 030         </p> <p>BEVEL WASHER SET MF 1035 (SMALL ONLY, SET OF 4 PCS)</p>	 <p>           STY 1830 040            STY 1831 050            STY 1832 060            STY 1833 070         </p> <p>BEVEL WASHER SET MF 1035 (SMALL ONLY, SET OF 4 PCS)</p>	 <p>STY 1834</p> <p>REDUCTION PIN WITH ROLLER &amp; WASHER SET P.D. MODEL</p>

## DIFFERENTIAL PARTS

 <p>STY 1835</p> <p>BEVEL KIT MF 241 (SET OF 7 PCS) COLD FORGING O.E.</p>	 <p>STY 1836</p> <p>BEVEL WASHER SET TAFE 7250 SIZE 010</p>	 <p>STY 1837</p> <p>BEVEL CROSS MF 241 O.E.</p>	 <p>STY 1838</p> <p>PLANETARY DRIVE REPAIR KIT (GEAR, PIN, ROLLER &amp; WASHER SET)</p>
 <p>STY 1839</p> <p>TAIL PINION MF 241 / J-SERIES SATYAM TOUGH</p>	 <p>STY 1840</p> <p>REDUCTION WASHER ONLY PLANETARY DRIVE</p>	 <p>STY 1841</p> <p>BEVEL WASHER SET MF 241 (SIZE 040)</p>	 <p>STY 1842</p> <p>TAIL PINION TAFE MAHASHAKTI CLASSIC (7 TEETH)</p>